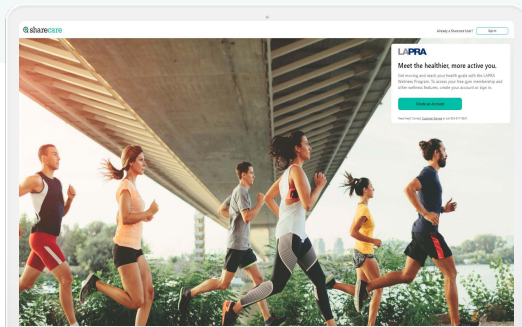
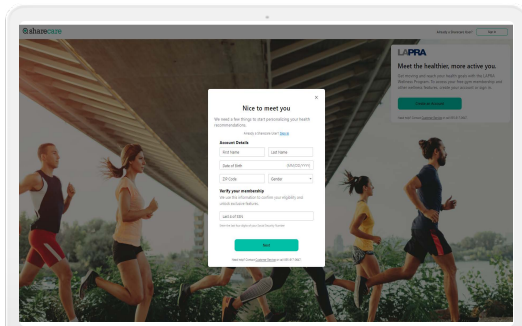


LAPRA

How to register for the LAPRA Wellness Program and start earning Marketplace dollars!

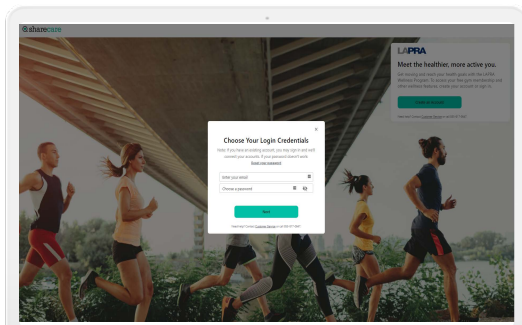


- 1 From a computer browser, go to LAPRA.Sharecare.com and click **Create an Account**.

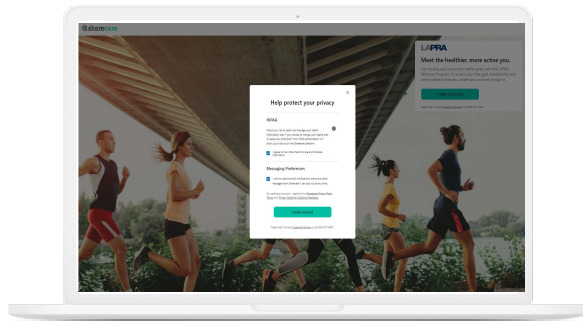


- 2 Complete the required fields including the last 4 digits of your Social Security Number.

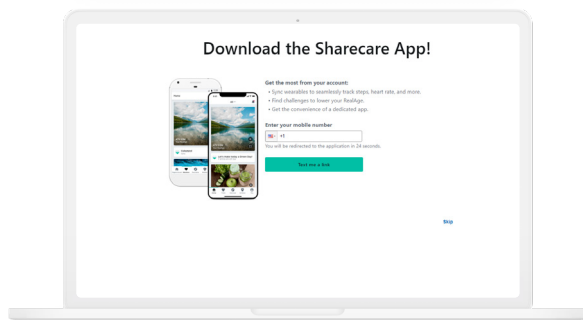
Click **Next**.



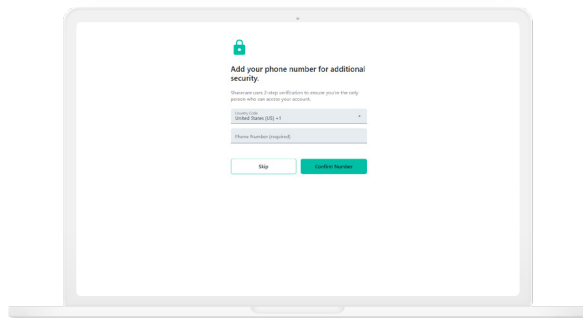
- 3 Choose your login in credentials and click **Next**.



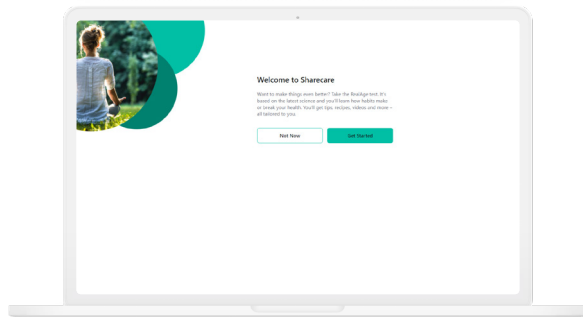
4 Acknowledge your authorizations and messaging preferences. Then click **Create Account**.



5 Enter your mobile phone number to receive a text with a link to download the Sharecare app. Or click the "Skip" link at the bottom right to continue.



6 Add your phone number. As an additional layer of account security, Sharecare features multi-factor authentication (2-step verification). First-time sign-in will require a 6-digit verification code. Verification is available via email, SMS, or voice (mobile or landline).



7 Click **Get Started** to take the RealAge® Test. Once done, click on the **Achieve** icon, **Rewards**, and then **LAPRA Wellness Program 2025-2026** to view a list of activities that can be completed to earn up to \$150 to spend in the Sharecare Marketplace.

For more information, call **855-817-0647**.