



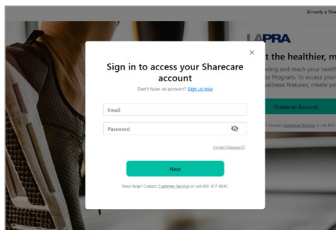
# Using your Prime Fitness benefit



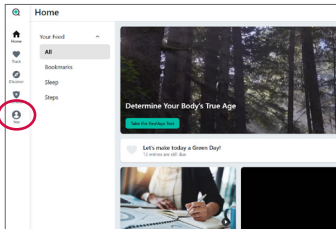
## ACCESSING YOUR PRIME FITNESS CARD

Go to [LAPRA.sharecare.com](https://LAPRA.sharecare.com) and select the LAPRA Wellness Program banner to register your Sharecare account. Then follow these steps:

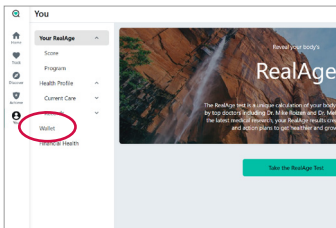
1. From a web browser or after downloading the Sharecare app, **Sign in** with your email address and password.



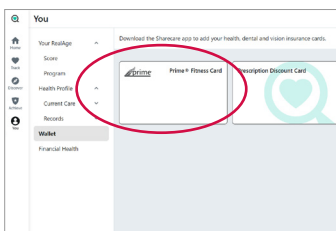
2. Select the **You** icon.



3. Select **Wallet**.

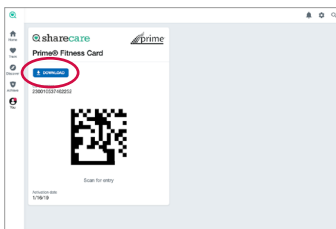


4. Select **Prime Fitness Card**.



5. Select **Download** to print your card.

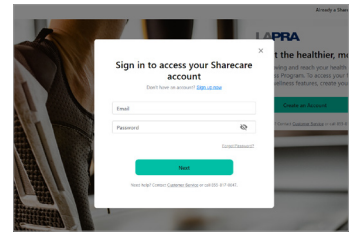
Show your card at any participating Prime Fitness Center.



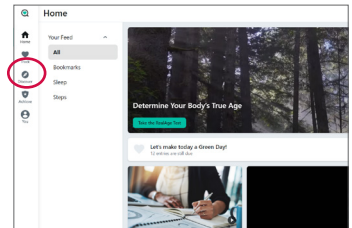
## FINDING A FITNESS CENTER

Go to [LAPRA.sharecare.com](https://LAPRA.sharecare.com) and select LAPRA Wellness Program banner to register your Sharecare account. Then follow these steps:

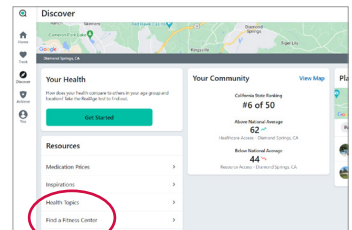
1. From a web browser or after downloading the Sharecare app, **Sign in** with your email address and password.



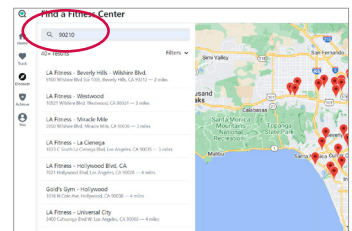
2. Select the **Discover** icon.



3. Select **Find a Fitness Center**.



4. Enter your zip code or an address to find a participating Prime Fitness Center near you.



You can also find a fitness center and access your card from the Sharecare app. It's available for Apple or Android. Download it today!

